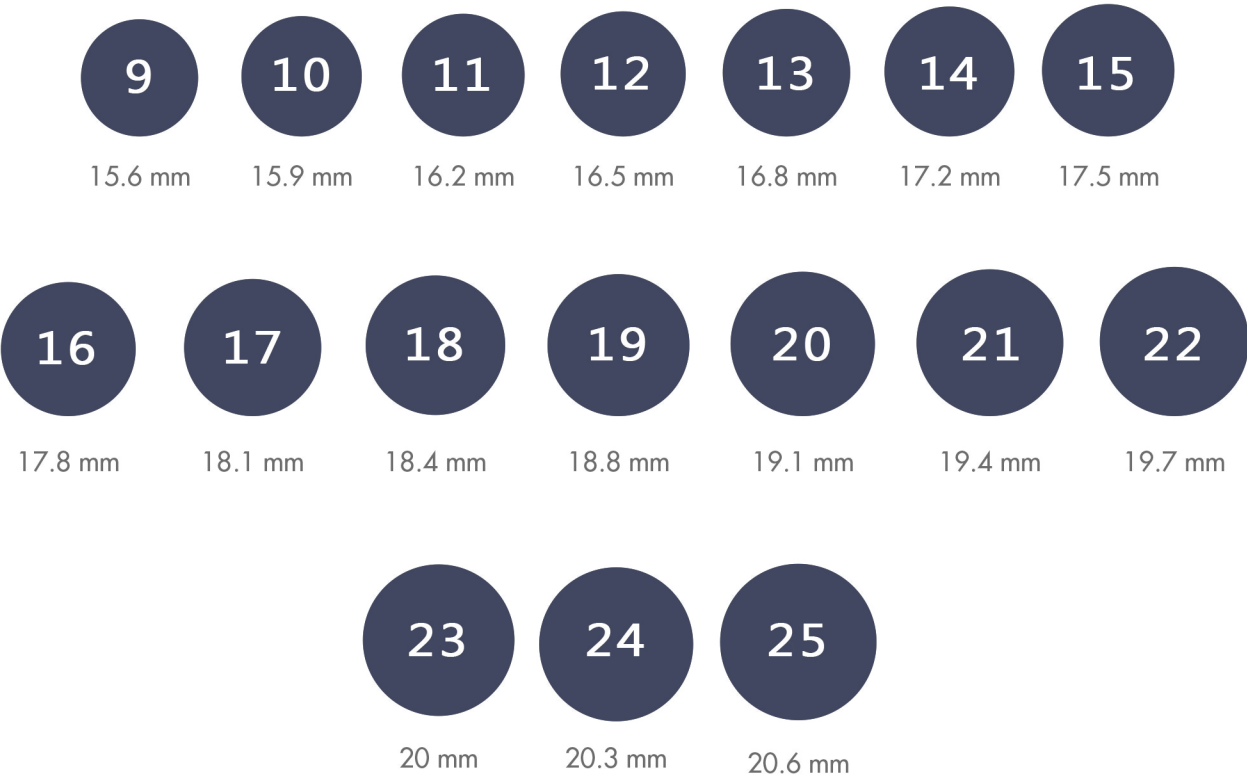




Print this guide and place your ring over the circles. Your measure corresponds to the number of the circle that best fits inside the ring.

The circle must be visible.

First of all make sure that the print scale is correct by measuring the sample of 10 cm.



the measurement refers to the internal diameter of the ring



ITALIAN SIZE	FRENCH SIZE	US SIZE	UK SIZE	ITALIAN SIZE	FRENCH SIZE	US SIZE	UK SIZE
9	49	4¾	J	18	58	8½	R
10	50		K	19	59		
11	51	5¾	L ½	20	60	9	S
12	52			21	61		T
13	53	6½	N	22	62	10	
14	54	7	O	23	63	10 ½	U ½
15	55	7¼	O ½	24	64	11	V ½
16	56	7¾	P	25	65		W
17	57	8	Q				